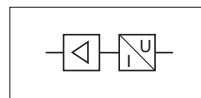


CONTROL DEVICE

ELECTRONIC CONTROL UNIT

- Converts analog input control signals to coil current of a proportional solenoid valve by means of pulse width modulation
- LED-Display integrated in the connector
- Adjustable UP/DOWN ramp control
- Output coil current independent of coil resistance (temperature) and supply voltage variations
- The electronic circuit is integrated in a standard housing according to DIN EN 175301-803, form A
- Parameter setting via PC interface and programming adapter or, optionally, via the switches integrated in the connector



General Information	
Nominal Voltage	12/24 VDC
Maximum Current	1.2/2.5A
Housing	PA
Cover	PA
Screw	Zinc plated steel
Seals	NBR

Electrical Characteristics	
Connector	M12, 5 pins
Connector Specification	DIN EN 175301-803, form A
Electrical Safety	IEC 335
Electrical Enclosure Protection	IP65 (EN 60529)
Supply Voltage	12 V...30 VDC (incl. ripple)
Ramp	Selectable ON/OFF, adjustable between 50 ms to 5 s, Up/Down
Adjustable Switching Frequency	60 to 1500Hz

Max. Full Load Current	Input Control Signal		Ambient Temperature Range
I_{FL} mA	U_c V	I_c mA	
1200/2400	0 - 10	4 - 20	-20 to 65 (-4 to 149)

Specifications				
Catalog Number: Proportional Valves for Digital Control Unit	Type ¹	Setpoint	Catalog Number	
			Control Unit	Adapter
202A001V to 202A087V 203B001V and 203B002V 60200001, 60200002, 60200004	01	0 - 10 V	X90850164500100	-
		4 - 20 mA	X90850164500200	
202A201V to 202A208V and 202A513V	02	0 - 10 V	X90850164500100	833-064154
		4 - 20 mA	X90850164500200	

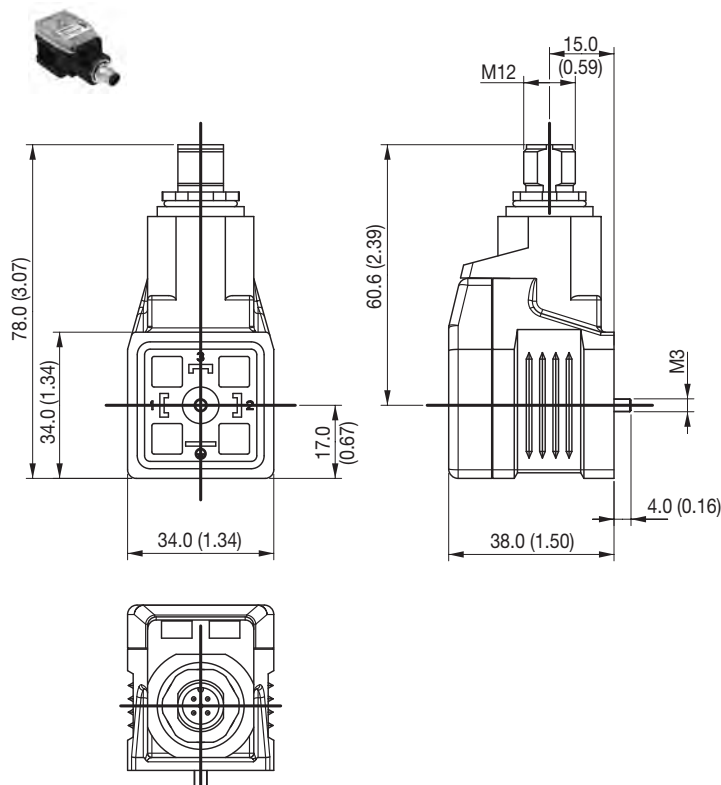
¹ Refer to the dimensional drawings on the following page

Proportional Valves Suitable for Control Applications		
Description	Series	Illustration
3-port proportional valve for pressure control	602	
Posiflow/Preciflow proportional solenoid valves, Flapper proportional	202-203, 068	

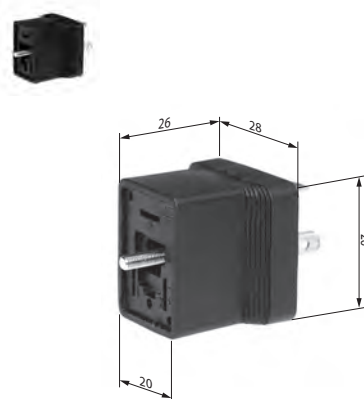
01046GB-2019-R01

Dimensions: mm (inches)

Type 01 Control Unit



Type 02 Adapter
from form A to form B



Programming Adapter



Input and Output Signals	
Pin	Supply
1	Voltage supply (see "Electrical Characteristics")
3	Analog ground 0 V (GND)
Analog signals	
2 4	Setpoint input (differential input) The range 0...100% corresponds to an input voltage of 0...10 V or an input current of 4...20 mA (depending on version used)
Communication	
5	LIN Bus connection The parameters for the device can be set via this connection and our programming adapter

Accessories	
Description	Catalog Number
Straight M12 female connector, 5 pins, with screw terminals	88100256
Right-angle M12 female connector, 5 pins, with screw terminals	88100725
Supply cable 2m, 2 x 0.25mm ² , straight connector	88100726
Supply cable 2m, 2 x 0.25mm ² , right-angle connector	88100727
Supply cable 5m, 6 x 0.56mm ² , straight connector	88100728
Supply cable 5m, 6 x 0.56mm ² , right-angle connector	88100729
Supply cable 10m, 6 x 0.56mm ² , straight connector	88100730
Supply cable 10m, 6 x 0.56mm ² , right-angle connector	88100731
Adapter DIN EN 175301-803 from form A to form B for Type 02	833-064154
Programming adapter	X90850164500300

Installation

- The control unit can be mounted in any position without affecting operation